



Methods to Join Skype Meeting as Guest

06/27/2021

Table of Contents

Methods to Join Skype Meeting as Guest	2
Options 1: Join meeting using Web App from the browser	2
Options 2: Join meeting from the Mobile	5

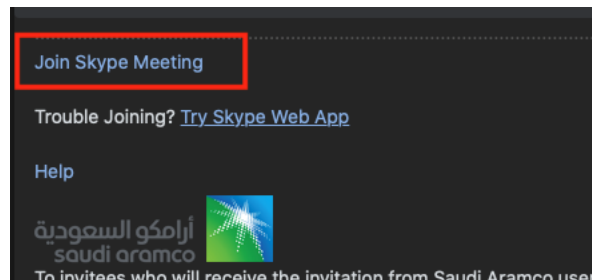
Methods to Join Skype Meeting as Guest

The Skype for Business (S4B) allows guest users to participate in S4B meetings using two options:

1. Using the browser through the Web App
2. Using the mobile through S4B Mobile App (no mobile browser)

Options 1: Join meeting using Web App from the browser

Step 1: As guest, from the invitation email click on “Join Skype Meeting”.



Step 2: Your browser should open automatically > Click on “Join Using Skype for Business Web App Instead”. Install the Skype Meetings plug-in if you don’t have it already installed > Click on “Join the meeting”.



Skype for Business

Have you successfully joined the meeting? Feel free to close this page.

OR

[Join Using Skype for Business Web App instead](#)



Skype Meetings App

To join the meeting using the Skype Meetings App:

- 1 Download and install the [Skype for Business Web Meetings App](#) 1
- 2 After installation, click on [Join the meeting](#) 2
- 3 Skype Meetings App will open in a new window

By joining the meeting, I agree to the plug-in [Terms and Conditions](#).

[Use my Skype for Business desktop app instead](#)

Step 3: Type your name as guest > Click on Join > wait in the virtual lobby until get approved by the meeting organizer.

Welcome

Enter your name

Faisal Guest

Join

☒ Install Skype Meetings App plug-in

By joining the meeting, I agree to the plug-in [Terms and Conditions](#).

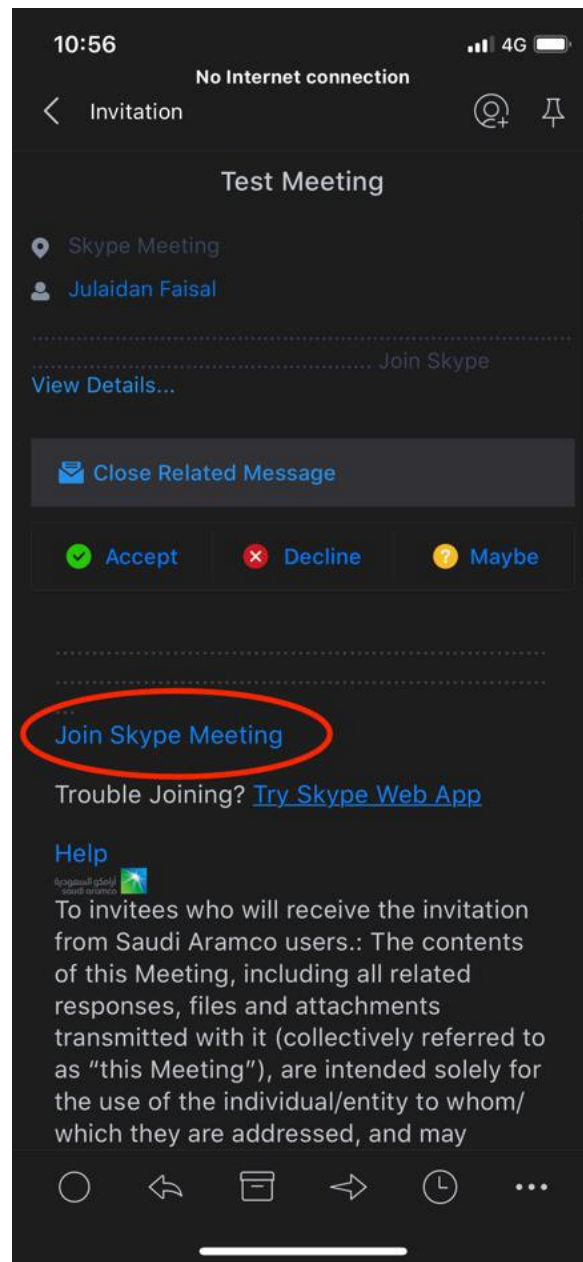
[Sign in if you are from the organizer's company](#)

[Use my Skype for Business desktop app instead](#)


Options 2: Join meeting from the Mobile*

*Note: guests must have Skype for Business app installed on their mobile devices.

Step 1: As guest, open the meeting link from the invitation email



Step 2: Browser should open automatically > Click on “Open” > Skype for Business app should open now.



Step 3: Click on “Join as Guest”

10:57
◀ Safari

4G

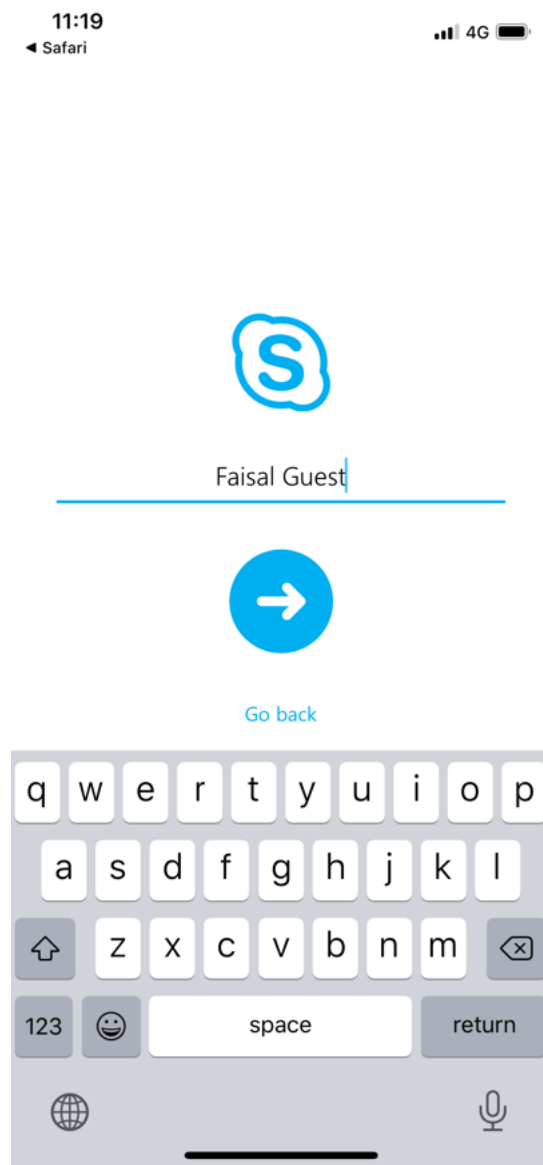


Welcome to Skype for Business, the app
formerly known as Lync.

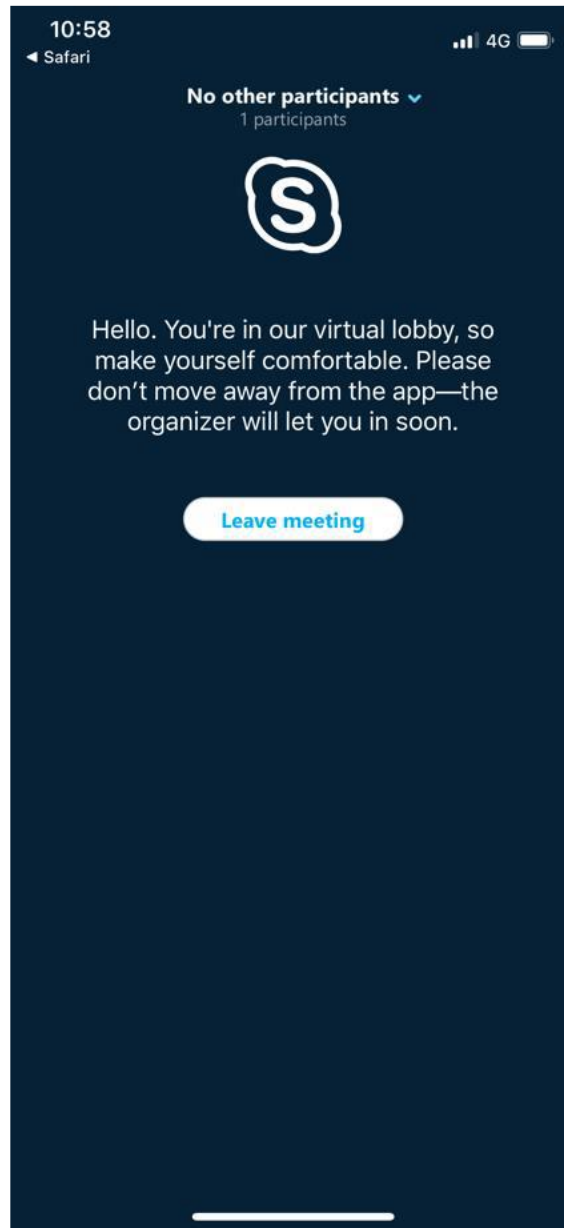
Sign In

Join as Guest

Step 4: Type your name as guest



Step 5: Wait in the virtual lobby until get approved by the meeting organizer.



Step 6: After getting approved you should be able join the meeting call.

