


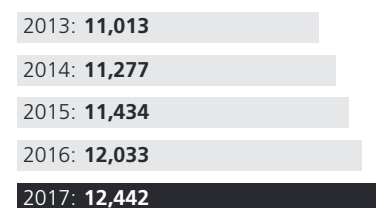
our performance in 2017

Daily crude oil production (millions of bpd)



Includes blended condensate and Bahrain's share of the Abu Safah field

Raw gas processed (millions of scfd)



Natural gas supplied (millions of scfd)



bpd = barrels per day
scf = standard cubic feet
scfd = standard cubic feet per day
NGL = natural gas liquids

The company has adjusted its methodology for calculating its performance metrics in 2017 to better align with management of its business. These adjustments have been applied retroactively for all years presented.

Estimates of proved reserves of crude oil, condensate, natural gas, and NGLs

	2017
Crude oil millions of barrels	256,737
Condensate millions of barrels	4,124
Natural gas millions of barrels of oil equivalent	36,939
NGLs millions of barrels	35,097
Total millions of barrels of oil equivalent	332,897

Reserve figures represent the Kingdom's reserves in the fields operated by the company

Crude oil production and exports

	2016	2017
Crude oil production, millions of barrels		
Includes condensate and Bahrain's share of the Abu Safah field	3,921	3,735
Seaborne crude oil exports, thousands of bpd	7,253	6,879
Includes blended condensate		

NGL: production from hydrocarbon gases (thousands of bpd)

	2016	2017
Propane	535	524
Butane	347	349
Condensate	228	216
Natural gasoline	250	248
Total NGL production	1,359	1,337

Ethane produced (millions of scfd)

2013	796
2014	809
2015	794
2016	920
2017	936

Refined products production and exports

	2016	2017
Refined products production, millions of barrels	664.6	657.4
Includes production from wholly owned refineries and Saudi Aramco's share of production from domestic joint ventures		
Refined products exports, thousands of bpd	809	818
Includes exports from wholly owned refineries and Saudi Aramco's share of exports from domestic joint ventures		

NGL: sales (thousands of bpd)

	2016	2017
Propane	501	491
Butane	295	291
Condensate	8	20
Natural gasoline	195	192
Total NGL sales	999	993

Excludes sales on behalf of SASREF & SAMREF

Sulfur recovery (metric tons per day)

2016	16,356
2017	17,984

Includes sulfur from joint ventures

Sulfur exports (metric tons per day)

2016	9,728
2017	8,175

Excludes sales on behalf of SASREF & SAMREF

Refining capacity (thousands of bpd)

	Gross capacity	Saudi Aramco or affiliate ownership	Saudi Aramco net capacity
Saudi Arabia			
Ras Tanura	550	100%	550
Riyadh	126	100%	126
Yanbu'	245	100%	245
Petro Rabigh	400	37.5%	150
SAMREF — Yanbu'	400	50%	200
YASREF — Yanbu'	400	62.5%	250
SASREF — Jubail	305	50%	153
SATORP — Jubail	400	62.5%	250
Total Saudi Arabia	2,826		1,924
International			
Motiva — USA	635	100%	635
S-OIL — South Korea	669	63.4%	424
Showa Shell — Japan	445	14.9%	67
FREP — China	280	25%	70
Total international	2,029		1,196
Total Saudi Arabia and international	4,855		3,120

Chemicals production capacity at Saudi Aramco sites and joint ventures (kilotons per annum)

Product groupings	In-Kingdom	Out-of-Kingdom	Total capacity	Saudi Aramco share*
Ethylene	2,998	1,101	4,099	1,788
Propylene	1,766	1,521	3,287	1,561
Paraxylene (including xylenes)	2,040	3,910	5,950	2,713
Benzene	1,176	1,150	2,326	1,091
Polyolefins	2,800	1,553	4,353	1,741
Synthetic rubber and elastomers	295	1,744	2,039	1,043
Intermediates, derivatives, and others	7,435	1,675	9,110	4,646
Total	18,510	12,654	31,164	14,583

*Saudi Aramco's share of capacity is based on the percentage allocation of the capacity volumes based on the ownership structure in the respective entities. Production capacity figures for 2017 reflect the start up of Petro Rabigh Phase II and the ownership restructuring of the former Motiva joint venture.

Principal products manufactured at in-Kingdom refineries (thousands of bpd)

2017	LPG	Naphtha	Gasoline	Jet fuel/ kerosene	Diesel	Fuel oil	Asphalt & misc.	Total
Ras Tanura	10	42	117	27	175	87	17	475
Yanbu'	10	9	33	(1)	96	100	—	247
Riyadh	4	—	26	10	44	—	16	99
Jiddah	1	5	7	—	5	20	12	49
Total in-Kingdom	24	55	183	36	319	206	45	870

Saudi Aramco share (thousands of bpd)

2017	LPG	Naphtha	Gasoline	Jet fuel/ kerosene	Diesel	Fuel oil	Asphalt & misc.	Total
SAMREF	(2)	—	70	29	58	39	—	195
SASREF	4	34	6	28	46	38	—	156
Petro Rabigh	3	24	16	13	31	38	—	126
SATORP	4	10	47	37	121	1	—	221
YASREF	—	—	66	—	168	—	—	234
Total share	9	68	204	108	426	116	—	931
Grand total	33	123	387	145	745	323	45	1,801

Negative figures primarily indicate products that were reprocessed into other refined products.

Principal products manufactured at in-Kingdom refineries (thousands of bpd)

2016	LPG	Naphtha	Gasoline	Jet fuel/ kerosene	Diesel	Fuel oil	Asphalt & misc.	Total
Ras Tanura	13	48	126	32	180	85	15	499
Yanbu'	10	9	30	(1)	96	101	—	245
Riyadh	7	—	34	13	58	—	20	132
Jiddah	2	6	11	—	7	19	15	61
Total in-Kingdom	32	64	202	45	340	205	50	937

Saudi Aramco share (thousands of bpd)

2016	LPG	Naphtha	Gasoline	Jet fuel/ kerosene	Diesel	Fuel oil	Asphalt & misc.	Total
SAMREF	(2)	—	66	29	54	39	—	186
SASREF	4	32	6	30	45	34	—	151
Petro Rabigh	2	23	15	14	30	38	—	121
SATORP	1	11	45	29	126	5	—	216
YASREF	—	—	60	—	145	—	—	205
Total share	5	66	192	101	400	116	—	879
Grand total	37	130	393	146	740	321	50	1,816

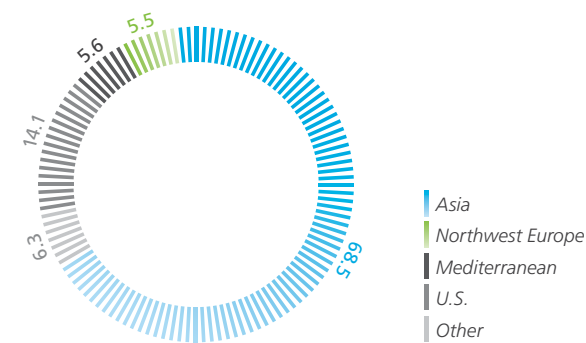
Negative figures primarily indicate products that were reprocessed into other refined products.

In-Kingdom product sales by region *(thousands of bpd)*

2017	Central	Eastern	Western	Total	2016	Central	Eastern	Western	Total
LPG	4	21	20	45	LPG	7	22	16	45
Gasoline	208	111	280	599	Gasoline	200	111	256	567
Jet fuel/kerosene	29	9	61	99	Jet fuel/kerosene	28	10	55	93
Diesel	185	140	244	570	Diesel	188	162	331	681
Fuel oil	3	6	469	478	Fuel oil	5	5	415	424
Asphalt	15	19	22	56	Asphalt	19	18	24	61
Naphtha	—	31	—	31	Naphtha	—	5	—	5
Total	444	337	1,096	1,877	Total	446	333	1,097	1,876

Crude oil exports by market *(percent)*

Crude oil



Crude oil exports include seaborne crude oil exports (including blended condensate), and exports to the Bahrain Petroleum Company (BAPCO).

Ship calls at Saudi Aramco terminals

Ship calls by product type	2017	2016	2015	2014	2013
Crude oil	2,023	2,013	2,210	1,936	2,018
Products	489	1,007	649	1,028	824
LPG	309	259	250	200	198
Total ship calls	2,821	3,279	3,109	3,164	3,040

Exports from Ras Tanura, Ju'aymah and Yanbu' and transfers at Jiddah, Rabigh, Yanbu' and coastal bulk plants.

Human resources

Employees, Saudi Aramco and wholly owned subsidiaries

70,762

Saudi development programs *participants enrolled at year-end 2017*

Apprentice Program

3,617

College Degree Programs

1,945

College Degree Program for Non-Employees (CDPNE)

1,493