


How to safely remove and dispose of facemasks and gloves.




Step 1

Remove the mask by the straps — do not touch the front of the mask



Step 2

Used masks should be treated with extra precaution.



Step 3

Keep COVID-19 contained- Only dispose of the mask in a closed and plastic lined bin.



Step 4

Wash your hands with soap and water for at least 40 seconds or use an alcohol-based hand sanitizer.



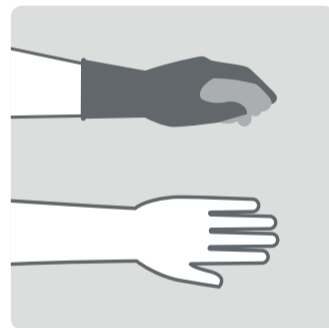
Step 1

Pinch and hold the outside of the glove near the wrist area.



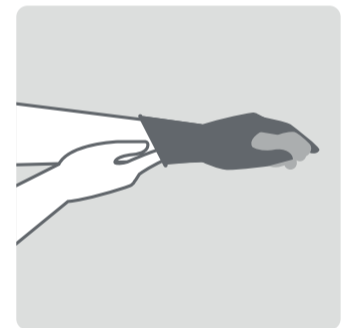
Step 2

Pull downwards and remove the glove inside out.



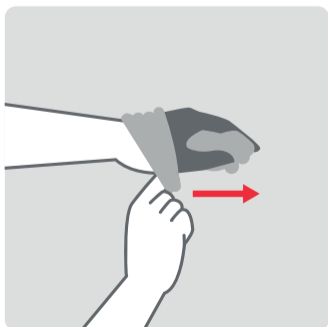
Step 3

Hold the removed glove with the gloved hand.



Step 4

Slide fingers under the remaining glove making sure not to touch the outer surface of the glove.




Step 5

Remove the glove by pulling inside out taking care to not to drop the first glove.



Step 6

Used gloves should be treated with extra precaution.



Step 7

Keep COVID-19 contained. Only dispose of the gloves in a closed and plastic lined bin.



Step 8

Wash your hands with soap and water for at least 40 seconds or use an alcohol-based hand sanitizer.

